



### District Report Card: 2017


<b>State:</b> Gujarat	<b>District:</b> Navsari
<b>Class:</b> 5	<b>Subject:</b> Language
<b>Schools:</b> 61	<b>Students:</b> 1181


### Participation/Coverage


#### Students

<b>GENDER</b> 	Boys		Girls	
	Number	%	Number	%
	563	47.67	618	52.33

<b>AREA</b> 	Rural		Urban	
	Number	%	Number	%
	903	76.46	278	23.54

<b>CATEGORY</b> 	SC		ST		OBC		GEN	
	Number	%	Number	%	Number	%	Number	%
	29	2.46	773	65.45	234	19.81	145	12.28

<b>CWSN</b> 	LD	VI	HI	S&LD	ID	Oth
	1	0	0	3	1	23

<b>Management</b> 	Government		Government-aided	
	Number	%	Number	%
	1122	95.00	59	5.00

### Average Performance of Students in Language (%)

Overall	Gender		Area		Management		Social Group			
	Male	Female	Rural	Urban	Govt.	Aided	SC	ST	OBC	GEN
61.13	58.66	63.39	62.19	57.72	61.54	53.33	66.21	61.56	61.62	57.06

## Performance on Learning Outcomes (LOs)

Learning Outcomes	Description	Average Performance(%)
L504	Reads and comprehends independently storybooks, news items/ headlines, advertisements etc.	59.53
L508	Reads text with comprehension, locates details and sequence of events	61.94

Range of Performance of Students who Answered Correctly							
Below 30%		30% - 50%		50% - 75%		Above 75%	
Number	%	Number	%	Number	%	Number	%
81	6.86	284	24.05	509	43.10	307	25.99

## Lowest Performing Learning Outcomes (LOs)

- 1 - Reads and comprehends independently storybooks, news items/ headlines, advertisements etc. (59.53)
- 2 - Reads text with comprehension, locates details and sequence of events (61.94)